




Product Series Code	GCL	Brand	GOTREND
File Version	C5052P-13A06YDP	Editor	Teddy
Established Date	2016.07.06	Description	Coil for Switching Power
Latest Edit Date	2016.07.06	Pages	Page : 2

Features & Application:

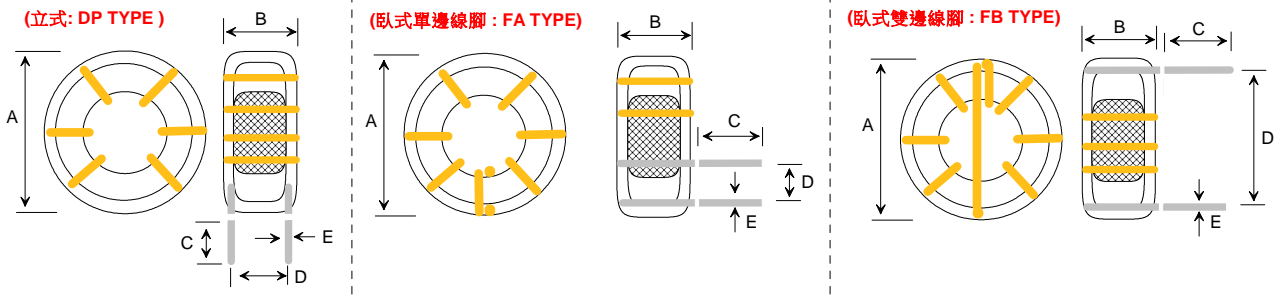
- * Good in EMI effect and various custom design
- * Fit for power line input / output application
- * To help you go pass the CE/FCC standard.
- * MainBoard / NB / IPC / Server / VRM module...etc.

Product Structure



2005 RoHS Compliant - SGS Certified Result

鉛 Pb	鎘 Cd	汞 Hg	六價鉻 Cr+6	溴化聯苯 PBB	溴化聯苯 醚PBDE
<1000ppm	ND	ND	ND	ND	ND



無鉛政策聲明: Pb (Lead) free Policy

本產品符合RoHS環保物質管制規範,材料之使用亦符合6大物質含量之規範,檢驗證書明細請查照附件!

高創科技環型線圈客製類別種類多元,不適合逐一重新送認,因此特以此文件表述環保物質政策及認證依據,讓使用客戶可有系列的查驗核對:

- 1.無鉛識別:料號中增加如右列說明的無鉛代號“P”
- 2.隨此文件加附SGS檢驗報告
- 3.隨此文件檢附客戶使用料號對照清單

Test Equipment :

* HP4284,HP42841A- L,IDC,Q.DCR

Standard Atmospheric Conditions:

Ambient Temp:20+/-15°C

Relative Humidity:65+/-20%

If there may be any doubt on the result, measurement shall be made within the following limits:

Ambient Temp:25+/-5°C

Relative Humidity:75+/-10%

Operating & Storage Condition:

OPERATING TEMP:-40~+85°C

STORAGE TEMP:-40~+85°C

STORAGE LIFE TIME: 12 MONTH @25°C , RH 65%

Attention & Caution:

Please avoid following matters:

- * Splashing water or salt water
- * Toxic Gas (Hydrogen sulfide, Sulfurous acid, Chlorine, Ammonia)
- * Vibrations or shocks which exceed the specified condition
- * Dew condenses
- * Please be careful for the stress to this product by board flexure or something after the mounting.

Part No Example:

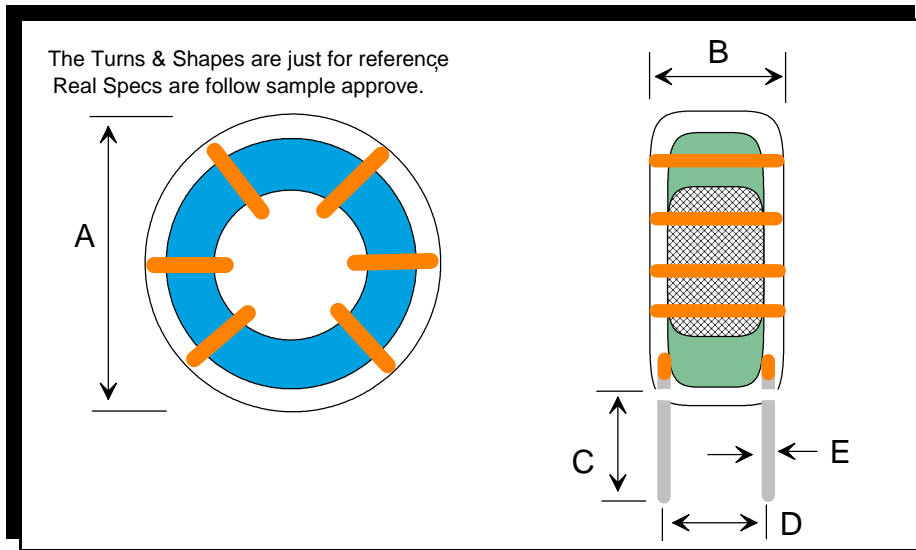
C 50 52 P - 13 A 06 Y DP

1 2 3 S 4 5 6 7 8


- 1.CORE Type : C=Ring Core
- 2.CORE SIZE CODE
- 3.CORE MATERIAL CODE
- 4.WIRE SIZE:10=1.0mm / 13=1.3mm.....etc.
- 5.WIRE COUNT:A=SINGLE , B=2 WIRE , C=3 WIRE...etc.
- 6.WIRE TURNS(TNS): 06=6.5 Turns
- 7.WIRE COLOR:Y=COPPER YELLOW , R=COPPER RED
- 8.PIN FOOT :DP=DIP ,FA=ID (single) SIDE,FB=OD(double) SIDE



Product Series Code	GCL	Brand	GOTREND
File Version	C5052P-13A06YDP	Editor	Teddy
Established Date	2016.07.06	Description	Coil for Switching Power
Latest Edit Date	2016.07.06	Pages	Page : 3



DIMENSION	Unit : mm			
A (Max.)	B (Max.)	C (+/- 1.0)	D (Ref.)	E (+/- 0.1)
19.00	10.00	5.00	7.00	1.30
CORE				
BRAND	MATERIAL CODE	COLOR		
Iron	T50-52	Blue-Green		
WIRE				
BRAND	SIZE	COLOR	TURNS (Ref.)	
PACIFIC 2UEW	1.3 mm	copper yellow	6.5 TS	
ELEC. SPEC				
L (+/-25%) (1KHz / 0.25V / 0 Amp)	L (+/-25%) (1KHz / 0.25V / 15 Amp)	DCR (Max.)	Q (Ref.) (200KHz)	
1.8 uH	1.0 uH	5.0 m Ohm	6	
TEST CONTITION				
1. LCR meter HP4284 / 42841A				
2. HI POT : 500VAC between winding and core for 1 Min.				
3. Operating Temperature : -40°C~ + 85°C				
4. Insulation Resistance : apply 500V DC between core winding (over 100m Ohm)				

	Product Series Code	GCL	Brand	GOTREND
	File Version	C5052P-13A06YDP	Editor	Teddy
	Established Date	2016.07.06	Description	Coil for Switching Power
	Latest Edit Date	2016.07.06	Pages	Page : 4

Reliability Test Result :

NO	ITEM	TEST CONDITIONS	REMARKS																
1	Thermal Shock (Temperature Cycle) 溫度循環試驗	Temperature: -40 ° C / +85 ° C kept stabilized for 30 minutes each Cycle: 100 Cycles	There must be no deformation or change in dimension. Inductance must not change more than the stated tolerance.																
2	Humidity Resistance 耐濕試驗	Humidity: 90% ~ 95% RH Temperature: 40± 2 ° C Test Time: 500± 12 Hours	There must be no case deformation or change in dimensions. Inductance must as specification stated.																
3	High Temperature 耐熱試驗	Temperature: 85± 2 ° C Humidity: 20% Test Time: 500± 12 Hours	There must be no case deformation or change in dimensions. Inductance must as specification stated.																
4	Low Temperature 耐寒試驗	Temperature: -40 ± 2 ° C Test Time: 500± 12 Hours	There must be no case deformation or change in dimensions. Inductance must as specification stated.																
5	Temperature and Humidity Cycle 溫/濕度循環試驗	<table border="1"> <thead> <tr> <th>Step</th> <th>Temp</th> <th>Humidity</th> <th>Time</th> </tr> </thead> <tbody> <tr> <td>1</td> <td>25± 2 ° C</td> <td>95~100%RH</td> <td>3.0Hr</td> </tr> <tr> <td>2</td> <td>55± 2 ° C</td> <td>95~96%RH</td> <td>9.5Hr</td> </tr> <tr> <td>3</td> <td>25± 2 ° C</td> <td>95~100%RH</td> <td>9.5Hr</td> </tr> </tbody> </table>	Step	Temp	Humidity	Time	1	25± 2 ° C	95~100%RH	3.0Hr	2	55± 2 ° C	95~96%RH	9.5Hr	3	25± 2 ° C	95~100%RH	9.5Hr	There must be no case deformation or change in dimensions. Inductance must as specification stated.
Step	Temp	Humidity	Time																
1	25± 2 ° C	95~100%RH	3.0Hr																
2	55± 2 ° C	95~96%RH	9.5Hr																
3	25± 2 ° C	95~100%RH	9.5Hr																
6	Vibration 振動性試驗	Frequency: 10Hz~50Hz Amplitude: 1.5mm Direction: X,Y,Z Time: 2 Hours each	Solder inductors on the test PCB. After vibration, there must be no deformation or change in dimension. Inductance must not change more than the stated tolerance.																
7	IR Reflow Soldering 焊錫性試驗	Solder: H63A(eutectic solder) Solder Temp.: 232± 5 ° C Time: 6 minutes Cycles: x 1	Inductance shall be within ± 20% of the initial value. DCR value shall be within ± 20% of the initial value.																
8	Soldering Heat Resistance 耐熱 焊性試驗	Preheat: 120 ~ 150 ° C (60 sec) Solder: H63A(eutectic solder) Solder Temp.: 260 ± 5 ° C Flux: Rosin Dip time: 10± 1 seconds	The chip must have no cracks. More than 75% of the terminal electrode must be covered with solder. For 96.5 Sn / 3.5 Ag Solder Past: > 217 ° C / 90 Seconds. For 63.0 Sn / 37 Pb Solder Past: > 183 ° C / 120 Seconds.																

