




Product Series	GCL	Brand	GOTREND
File Version	C50MPPP-07A52YDPT-V1R0	Editor	Teddy Sun
Established Date	2020.07.07	Description	Coil for Switching Power
Latest Edit Date	2020.07.07	Pages	Page : 2

### Features & Application:

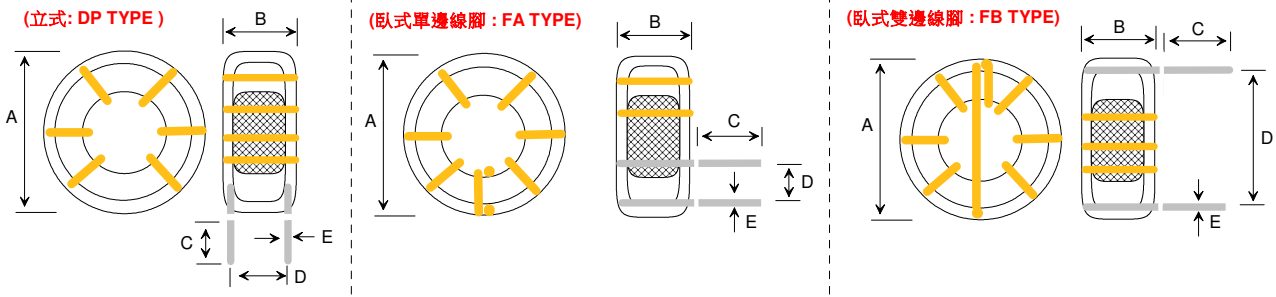
- \* Good in EMI effect and various custom design
- \* Fit for power line input / output application
- \* To help you go pass the CE/FCC standard.
- \* MainBoard / NB / IPC / Server / VRM module...etc.

### Product Structure



### 2005 RoHS Compliant - SGS Certified Result

Pb	Cd	Hg	Cr+6	PBB	PBDE
<1000ppm	ND	ND	ND	ND	ND



### 無鉛政策聲明: Pb (Lead) free Policy

本產品符合RoHS環保物質管制規範,材料之使用亦符合6大物質含量之規範,檢驗證書明細請查照附件!

高創科技環型線圈客製類別種類多元,不適合逐一重新送認,因此特以此文件表述環保物質政策及認證依據,讓使用客戶可有系列的查驗核對:

- 1.無鉛識別:料號中增加如右列說明的無鉛代號 " P "
- 2.隨此文件加附SGS檢驗報告
- 3.隨此文件檢附客戶使用料號對照清單

### Test Equipment :

\* HP4284,HP42841A- L,IDC,Q.DCR

### Standard Atmospheric Conditions:

Ambient Temp:20+/-15°C

Relative Humidity:65+/-20%

If there may be any doubt on the result, measurement shall be made within the following limits:

Ambient Temp:25+/-5°C

Relative Humidity:75+/-10%

### Part No Example:

C 50 MPP P - 07 A 52 Y DP T  
 1 2 3 S 4 5 6 7 8 9

- 1.CORE Type: P=Ring Core
- 2.CORE SIZE CODE
- 3.CORE MATERIAL CODE
- 4.WIRE SIZE:07=0.7mm / 10=1.0mm.....etc.
- 5.WIRE COUNT:A=SINGLE , B=2 WIRE , C=3 WIRE...etc.
- 6.WIRE TURNS(TNS): 52 = 52.5 Turns
- 7.WIRE COLOR:Y=COPPER YELLOW , R=COPPER RED
- 8.PIN FOOT :DP=DIP ,FA=ID (single) SIDE,FB=OD(double) SIDE
- 9.TUBE: T=Covered with UL Tube

### Operating & Storage Condition:

OPERATING TEMP:-40~+125°C

STORAGE TEMP:-40~+125°C

STORAGE LIFE TIME: 12 MONTH @25°C , RH 65%

### Attention & Caution:

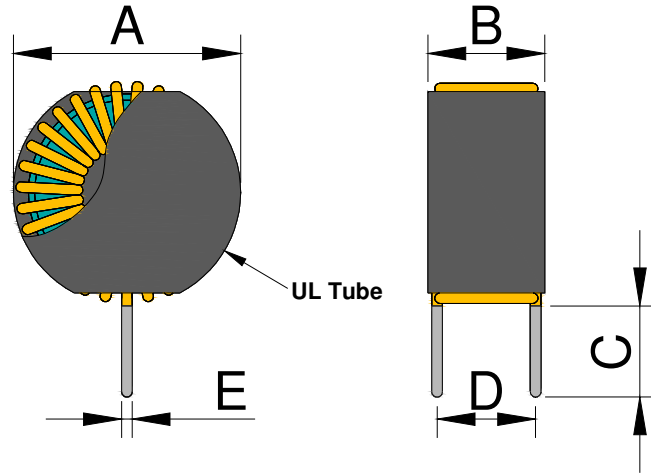
#### Please avoid following matters:

- \* Splashing water or salt water
- \* Toxic Gas (Hydrogen sulfide, Sulfurous acid, Chlorine, Ammonia)
- \* Vibrations or shocks which exceed the specified condition
- \* Dew condenses
- \* Please be careful for the stress to this product by board flexure or something after the mounting.



Product Series	GCL	Brand	GOTREND
File Version	C50MPPP-07A52YDPT-V1R0	Editor	Teddy Sun
Established Date	2020.07.07	Description	Coil for Switching Power
Latest Edit Date	2020.07.07	Pages	Page : 3

The Turns & Shapes are just for reference  
Real Specs are follow sample approve.



DIMENSION	Unit : mm			
<b>A (Max.)</b>	<b>B (Max.)</b>	<b>C (+/- 1.0)</b>	<b>D (+/-1.5)</b>	<b>E (Max.)</b>
16.00	9.00	6.50	7.00	0.75
<b>CORE BRAND</b>	<b>SIZE CODE</b>	<b>COLOR</b>	<b>TUBE SIZE</b>	
MPP	50	Blue	14.0 mm	
<b>WIRE BRAND</b>	<b>SIZE</b>	<b>COLOR</b>	<b>TURNS (Ref.)</b>	
PACIFIC 2UEW	0.7 mm	copper yellow	52.5 TS	
<b>ELEC. SPEC</b>	<b>DCR ( Max. )</b>	<b>IDC</b>		
L ( +/-20% ) ( 1KHz / 0.25V )				
150.0 uH	78.0 m Ohm	3.0 A		
<b>TEST CONTITION</b>				
1. LCR meter HP4284 / 841A				
2. HI POT : 500VAC between winding and core for 1 Min.				
3. Operating Temperature : -40°C~ +125°C				
4. Insulation Resistance : apply 500V DC between core winding ( over 100m Ohm )				
5. IDC : L drop 35% typ.				

	Product Series	GCL	Brand	GOTREND
	File Version	C50MPPP-07A52YDPT-V1R0	Editor	Teddy Sun
	Established Date	2020.07.07	Description	Coil for Switching Power
	Latest Edit Date	2020.07.07	Pages	Page : 4

### Reliability Test Result :

NO	ITEM	TEST CONDITIONS	REMARKS																
1	Thermal Shock (Temperature Cycle) 溫度循環試驗	Temperature:-40 ° C/ +125 ° C kept stabilized for 30 minutes each  Cycle: 100 Cycles	There must be no deformation or change in dimension. Inductance must not change more than the stated tolerance.																
2	Humidity Resistance 耐濕試驗	Humidity: 90%~ 95% RH Temperature: 40± 2 ° C Test Time: 500± 12 Hours	There must be no case deformation or change in dimensions. Inductance must as specification stated.																
3	HighTemperature 耐熱試驗	Temperature: 125± 2 ° C Humidity: 20% Test Time: 500± 12 Hours	There must be no case deformation or change in dimensions. Inductance must as specification stated.																
4	Low Temperature 耐寒試驗	Temperature: -40 ± 2 ° C Test Time: 500± 12 Hours	There must be no case deformation or change in dimensions. Inductance must as specification stated.																
5	Temperature and Humidity Cycle 溫/濕度循環試驗	<table border="1"> <thead> <tr> <th>Step</th> <th>Temp</th> <th>Humidity</th> <th>Time</th> </tr> </thead> <tbody> <tr> <td>1</td> <td>25± 2 ° C</td> <td>95-100%RH</td> <td>3.0Hr</td> </tr> <tr> <td>2</td> <td>55± 2 ° C</td> <td>95-96%RH</td> <td>9.5Hr</td> </tr> <tr> <td>3</td> <td>25± 2 ° C</td> <td>95-100%RH</td> <td>9.5Hr</td> </tr> </tbody> </table>	Step	Temp	Humidity	Time	1	25± 2 ° C	95-100%RH	3.0Hr	2	55± 2 ° C	95-96%RH	9.5Hr	3	25± 2 ° C	95-100%RH	9.5Hr	There must be no case deformation or change in dimensions. Inductance must as specification stated.
Step	Temp	Humidity	Time																
1	25± 2 ° C	95-100%RH	3.0Hr																
2	55± 2 ° C	95-96%RH	9.5Hr																
3	25± 2 ° C	95-100%RH	9.5Hr																
6	Vibration 振動性試驗	Frequency: 10Hz~50Hz Amplitude: 1.5mm Direction: X,Y,Z Time: 2 Hours each	Solder inductors on the test PCB.After vibration, there must be no deformation or change in dimension. Inductance must not change more than the stated tolerance.																
7	IR Reflow Soldering 焊錫性試驗	Solder: H63A(eutectic solder) Solder Temp.: 232± 5 ° C Time: 6 minutes Cycles: x 1	Inductance shall be within ± 20% of the initial value. DCR value shall be within ± 20% of the initial value.																
8	Soldering Heat Resistance 耐熱 焊性試驗	Preheat:120 ~ 150 ° C (60 sec) Solder:H63A(eutectic solder) Solder Temp.: 260 ± 5 ° C Flux: Rosin Dip time: 10± 1 seconds	The chip must have no cracks.More than 75% of the terminal electrode must be covered with solder. For 96.5 Sn / 3.5 Ag Solder Past: > 217 ° C / 90 Seconds. For 63.0 Sn / 37 Pb Solder Past: > 183 ° C / 120 Seconds.																

### BOX Package: cm

