




Product Series Code	GCL	Brand	GOTREND
File Version	C6018P-10A09YDP-V1R0	Editor	Teddy
Established Date	2012.06.15	Description	Coil for Switching Power
Latest Edit Date	2012.06.15	Pages	Page : 2

Features & Application:

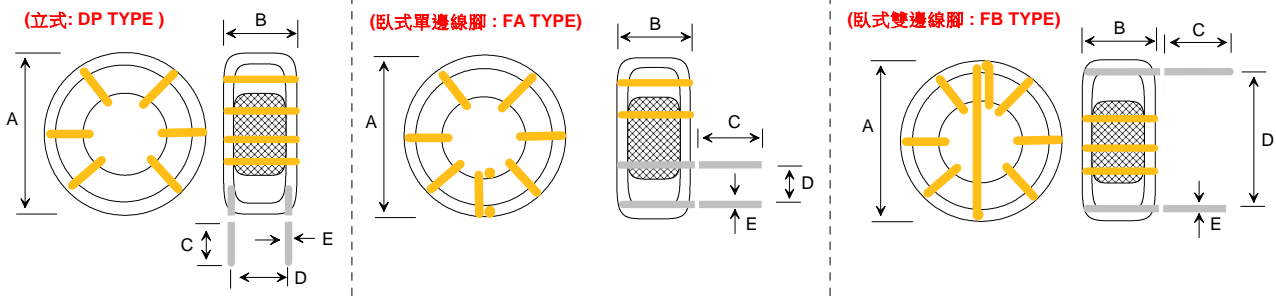
- * Good in EMI effect and various custom design
- * Fit for power line input / output application
- * To help you go pass the CE/FCC standard.
- * MainBoard / NB / IPC / Server / VRM module...etc.

Product Structure



2005 RoHS Compliant - SGS Certified Result

鉛 Pb	鎘 Cd	汞 Hg	六價鉻 Cr+6	溴化聯苯 PBB	溴化聯苯 醚PBDE
<1000ppm	ND	ND	ND	ND	ND



無鉛政策聲明: Pb (Lead) free Policy

本產品符合RoHS環保物質管制規範,材料之使用亦符合6大物質含量之規範,檢驗證明細請查照附件!

高創科技環型線圈客製類別種類多元,不適合逐一重新送認,因此特以此文件表述環保物質政策及認證依據,讓使用客戶可有系列的查驗核對:

- 1.無鉛識別:料號中增加如右列說明的無鉛代號 " P "
- 2.隨此文件加附SGS檢驗報告
- 3.隨此文件檢附客戶使用料號對照清單

Test Equipment :

* HP4284,HP42841A- L, IDC, Q, DCR

Standard Atmospheric Conditions:

Ambient Temp:20+/-15°C

Relative Humidity:65+/-20%

If there may be any doubt on the result, measurement shall be made within the following limits:

Ambient Temp:25+/-5°C

Relative Humidity:75+/-10%

Operating & Storage Condition:

OPERATING TEMP:-40~+85°C

STORAGE TEMP:-40~+85°C

STORAGE LIFE TIME: 12 MONTH @25°C , RH 65%

Attention & Caution:

Please avoid following matters:

- * Splashing water or salt water
- * Toxic Gas (Hydrogen sulfide, Sulfurous acid, Chlorine, Ammonia)
- * Vibrations or shocks which exceed the specified condition
- * Dew condenses
- * Please be careful for the stress to this product by board flexure or something after the mounting.

Part No Example:

C 60 18 P - 10 A 09 Y DP
 --- --- --- --- --- --- --- ---
 1 2 3 S 5 6 7 8 9

1.CORE Type: C = Ring Core

2.CORE SIZE CODE

3.CORE MATERIAL CODE :

4.EXTENDED TYPE

S.Pb free Code : P =Pb free < 1000ppm

5.WIRE SIZE : 10 = 1.0 mm / 06 = 0.6 mm.....etc.

6.WIRE COUNT : A=SINGLE , B=2 WIRE , C=3 WIRE...etc.

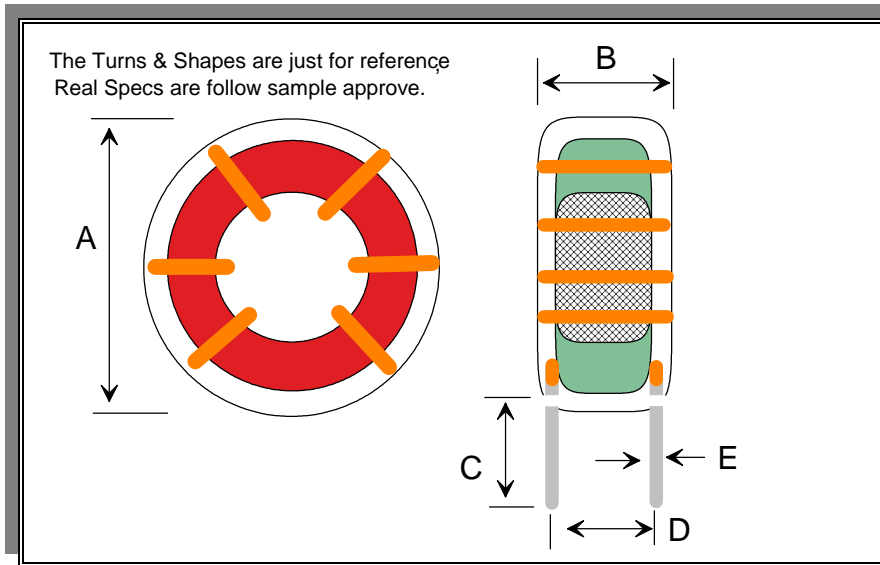
7.WIRE TURNS (TNS) : 09 = 9.5 Turns

8.WIRE COLOR : Y = COPPER YELLOW , R = COPPER RED

9.PIN FOOT:DP=DIP ,FA=ID (single) SIDE,FB=OD(double) SIDE



Product Series Code	GCL	Brand	GOTREND
File Version	C6018P-10A09YDP-V1R0	Editor	Teddy
Established Date	2012.06.15	Description	Coil for Switching Power
Latest Edit Date	2012.06.15	Pages	Page : 3



DIMENSION	Unit : mm			
A (Max.)	B (Max.)	C (+/- 1.0)	D (Ref.)	E (+/- 0.1)
20.00	10.00	6.50	8.00	1.00
CORE				
BRAND	MATERIAL CODE	COLOR		
SAMSON	T60-18	Red-Green		
WIRE				
BRAND	SIZE	COLOR	TURNS (Ref.)	
PACIFIC 2UEW	1.0 mm	copper yellow	9.5 TS	
ELEC. SPEC				
L (+/-20%) (100KHz / 0.1V)	DCR (Max.)	IDC (Typ.)		
3.3 uH	10.0 m Ohm	10.0 A		
TEST CONTITION				
1. LCR meter HP4284 / 42841A				
2. HI POT : 500VAC between winding and core for 1 Min.				
3. Operating Temperature : -40°C~ + 85°C				
4. Insulation Resistance : apply 500V DC between core winding (over 100m Ohm)				
5. IDC : Base on L drop 20% typ.				

	Product Series Code	GCL	Brand	GOTREND
	File Version	C6018P-10A09YDP-V1R0	Editor	Teddy
	Established Date	2012.06.15	Description	Coil for Switching Power
	Latest Edit Date	2012.06.15	Pages	Page : 4

Reliability Test Result :

NO	ITEM	TEST CONDITIONS	REMARKS																
1	Thermal Shock (Temperature Cycle) 溫度循環試驗	Temperature: -40 ° C / +85 ° C kept stabilized for 30 minutes each Cycle: 100 Cycles	There must be no deformation or change in dimension. Inductance must not change more than the stated tolerance.																
2	Humidity Resistance 耐濕試驗	Humidity: 90% ~ 95% RH Temperature: 40 ± 2 ° C Test Time: 500 ± 12 Hours	There must be no case deformation or change in dimensions. Inductance must as specification stated.																
3	High Temperature 耐熱試驗	Temperature: 85 ± 2 ° C Humidity: 20% Test Time: 500 ± 12 Hours	There must be no case deformation or change in dimensions. Inductance must as specification stated.																
4	Low Temperature 耐寒試驗	Temperature: -40 ± 2 ° C Test Time: 500 ± 12 Hours	There must be no case deformation or change in dimensions. Inductance must as specification stated.																
5	Temperature and Humidity Cycle 溫/濕度循環試驗	<table border="1"> <thead> <tr> <th>Step</th> <th>Temp</th> <th>Humidity</th> <th>Time</th> </tr> </thead> <tbody> <tr> <td>1</td> <td>25 ± 2 ° C</td> <td>95~100%RH</td> <td>3.0Hr</td> </tr> <tr> <td>2</td> <td>55 ± 2 ° C</td> <td>95~96%RH</td> <td>9.5Hr</td> </tr> <tr> <td>3</td> <td>25 ± 2 ° C</td> <td>95~100%RH</td> <td>9.5Hr</td> </tr> </tbody> </table>	Step	Temp	Humidity	Time	1	25 ± 2 ° C	95~100%RH	3.0Hr	2	55 ± 2 ° C	95~96%RH	9.5Hr	3	25 ± 2 ° C	95~100%RH	9.5Hr	There must be no case deformation or change in dimensions. Inductance must as specification stated.
Step	Temp	Humidity	Time																
1	25 ± 2 ° C	95~100%RH	3.0Hr																
2	55 ± 2 ° C	95~96%RH	9.5Hr																
3	25 ± 2 ° C	95~100%RH	9.5Hr																
6	Vibration 振動性試驗	Frequency: 10Hz~50Hz Amplitude: 1.5mm Direction: X,Y,Z Time: 2 Hours each	Solder inductors on the test PCB. After vibration, there must be no deformation or change in dimension. Inductance must not change more than the stated tolerance.																
7	IR Reflow Soldering 焊錫性試驗	Solder: H63A (eutectic solder) Solder Temp.: 232 ± 5 ° C Time: 6 minutes Cycles: x 1	Inductance shall be within ± 20% of the initial value. DCR value shall be within ± 20% of the initial value.																
8	Soldering Heat Resistance 耐熱 焊性試驗	Preheat: 120 ~ 150 ° C (60 sec) Solder: H63A (eutectic solder) Solder Temp.: 260 ± 5 ° C Flux: Rosin Dip time: 10 ± 1 seconds	The chip must have no cracks. More than 75% of the terminal electrode must be covered with solder. For 96.5 Sn / 3.5 Ag Solder Past: > 217 ° C / 90 Seconds. For 63.0 Sn / 37 Pb Solder Past: > 183 ° C / 120 Seconds.																

