	Product Series Code:	GSDRH4	Brand:	GOTREND
	File Version:	GSDRH4-127P-220M-V1R0	Editor:	Teddy
	Established Date:	2015.10.27	Description:	Dual Winding,Shielded Inductor / Transformer
	Latest Edit Date:	2015.10.27	Pages:	1 / 5

Version Information:

SN	Date	Version Code	Modify Description	Editor
1	15/10/27	1R0	Original build	Teddy


Custom-Made Design Specification:

GOTREND PN	Rated Inductance (uH)	DCR (m Ohm) Max.	Isat (Amp) Max.

★ Important Declaration 重要聲明:

Human Life Declaration: If any application in/on human life about device like Aircraft / Medical Equipment / Automobile...etc, the approval must be passed by your unique and detail test or evaluation result. GOTREND Tech. only responsible for our items cost and possible rework charge !
 客戶端生命相關之產品應用,如醫療,航太,車用..等直接人命相關之設備,必須根據客戶特別且仔細之測試驗證,確保研發及量產的產品最終品質,高創科技將僅對不良零件本身之價值及相關直接重工的費用負責!

謝謝您的採用,任何問題,請發電郵反映,或來電工程部洽詢!
 Thanks for your patronage,if any question,PLS feel free Email contact or call for service !
<http://www.gotrend.com.tw> E.mail: service@gotrend.com.tw

	Product Series Code:	GSDRH4	Brand:	GOTREND
	File Version:	GSDRH4-127P-220M-V1R0	Editor:	Teddy
	Established Date:	2015.10.27	Description:	Dual Winding,Shielded Inductor / Transformer
	Latest Edit Date:	2015.10.27	Pages:	2 / 5

*** Features & Application:**

- 1.As a transformer : SPEIC , flyback
- 2.As an inductor : buck , boost , coupled inductor
- 3.DC-DC converters
- 4.VRM inductor for CPU and DDR power supplies
- 5.Input and output filter chokes

*** Product Identify:**

Pin Foot	EMI	Color	Made In
SMD	Shield	Black	China / Taiwan

RoHS Compliant – SGS Test Report

Pb	Cd	Hg	Cr+6	PBB	PBDE
<1000ppm	ND	ND	ND	ND	ND

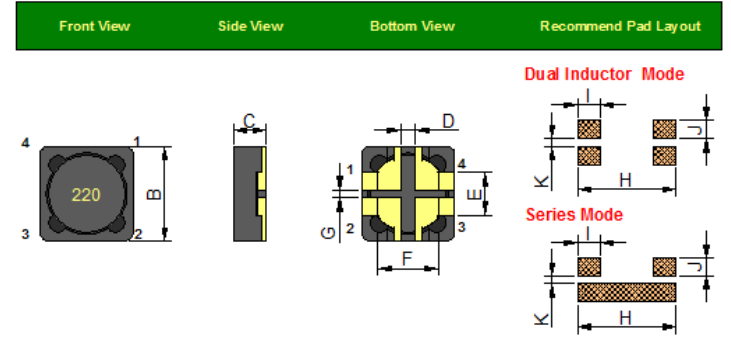
*** Part No. Example:**

PN	GSDRK4	127	P	-	220	M
ID	1	2	3	4	5	

- 1 GOTREND Series Code
- 2 Dimension Code: 127 = (L) 12.5 x (W) 12.5 x (H) 8.0 mm
- 3 RoHS Compliant
- 4 Inductance : 220=22uH
- 5 Tolerance : M=20%

*** Dimensions: [mm]** *Base replaceable without notice!*

DIMENSION : [mm] ■ *Base replaceable without notice !*

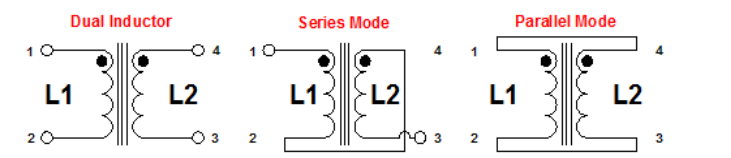


Size Code	A (Max)	B (Max)	C (Max)	D (Ref.)	E (+/-0.3)	F (+/-0.5)
127	12.50	12.50	8.00	2.00	4.90	7.60
	G (Ref.)	H (Ref.)	I (Ref.)	J (Ref.)	K (Ref.)	
	1.00	13.80	3.85	2.50	0.50	

*** Operating & Storage Condition:**

- 1.Storage Condition -40 ~ +125 ° C (range is application specific)
- 2.Storage Life Time 6 Months @ 20 ° C / RH 65% (no seal off)
- 3.Operating Condition -40 ~ +125 ° C (range is application specific)

*** Schematic:**



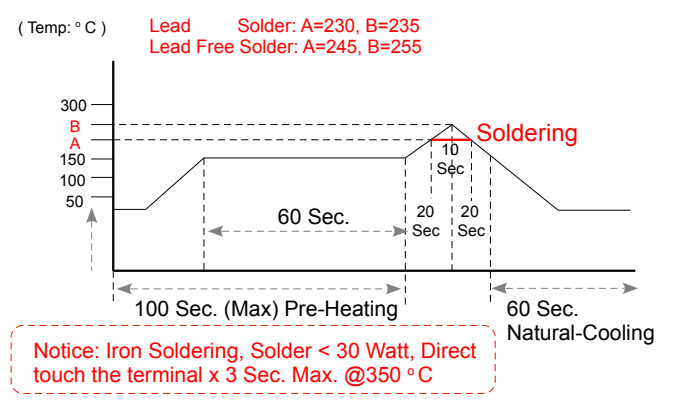
Attention & Caution:


- * Keep out of splashing water or salt water
- * Toxic Gas (Hydrogen sulfide, Sulfurous acid, Chlorine, Ammonia)
- * Vibrations or shocks which exceed the specified condition
- * Dew condense
- * Please be careful for the stress to this product by board flexure or something after the mounting.

*** Test Condition:**

Equipment	1.L – WK3260 LCR Meter 2.RDC – Twintex TM8089A 3.IDC – WK3260+3265B DC-Bias 4.Dimension - Mitutoyo 5.Temperature – TECPEL 305A
Ambient	Temperature 20 ± 5 ° C Humidity RH 65 ± 20%
	If there may be any doubt on the test result, Measurement shall be made within the following limits:
Ambient	Temperature 25 ± 5 ° C Humidity RH 75 ± 10%


*** Recommend IR Reflow Curve: GTX-IR-FILE001**



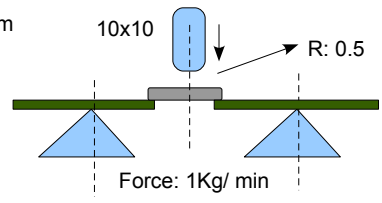
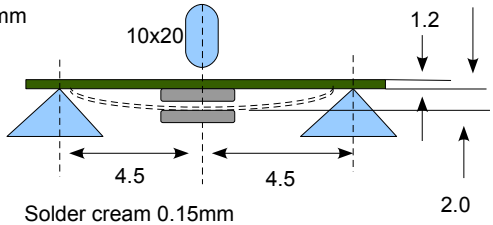
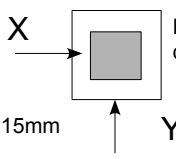
	Product Series Code:	GSDRH4	Brand:	GOTREND
	File Version:	GSDRH4-127P-220M-V1R0	Editor:	Teddy
	Established Date:	2015.10.27	Description:	Dual Winding, Shielded Inductor / Transformer
	Latest Edit Date:	2015.10.27	Pages:	3 / 5

GOTREND PN	Rated Inductance (uH)	DCR (m Ohm) Max.	Isat (Amp) Max.
GSDRK4-127P-220M	22.0	86.4	3.6

- Open Circuit Inductance Test Parameters : @ 1KHz / 0.25V
- Peak current for approximately 30% roll-off at 20°C
- DCR limits @ 20°C
- Turns Ratio (1 : 2) : (4 : 3) = 1 : 1

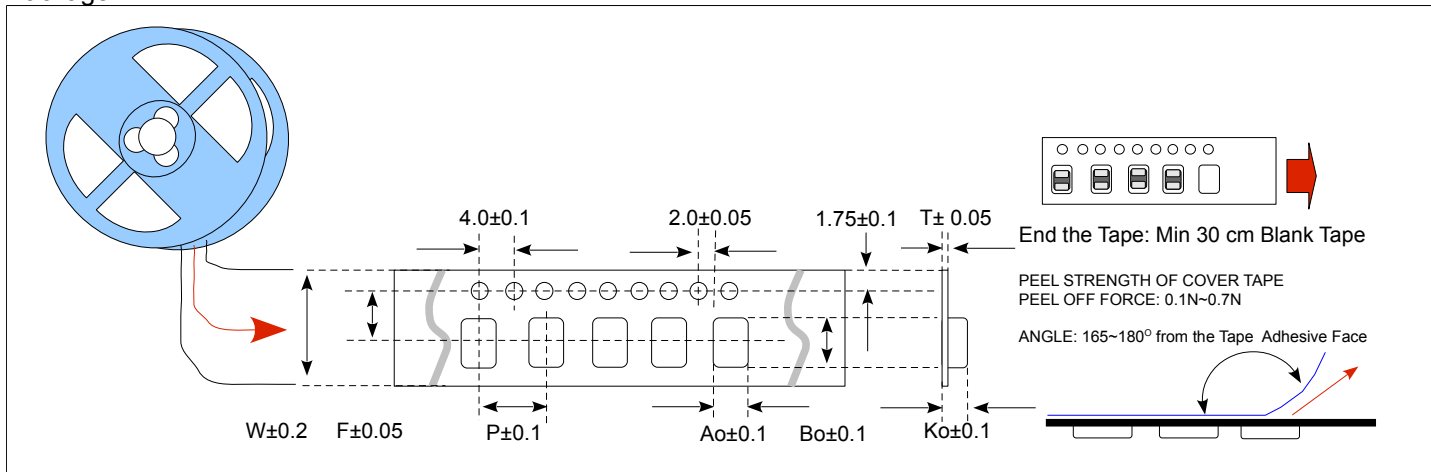
	Product Series Code:	GSDRH4	Brand:	GOTREND
	File Version:	GSDRH4-127P-220M-V1R0	Editor:	Teddy
	Established Date:	2015.10.27	Description:	Dual Winding, Shielded Inductor / Transformer
	Latest Edit Date:	2015.10.27	Pages:	4 / 5

Reliability:

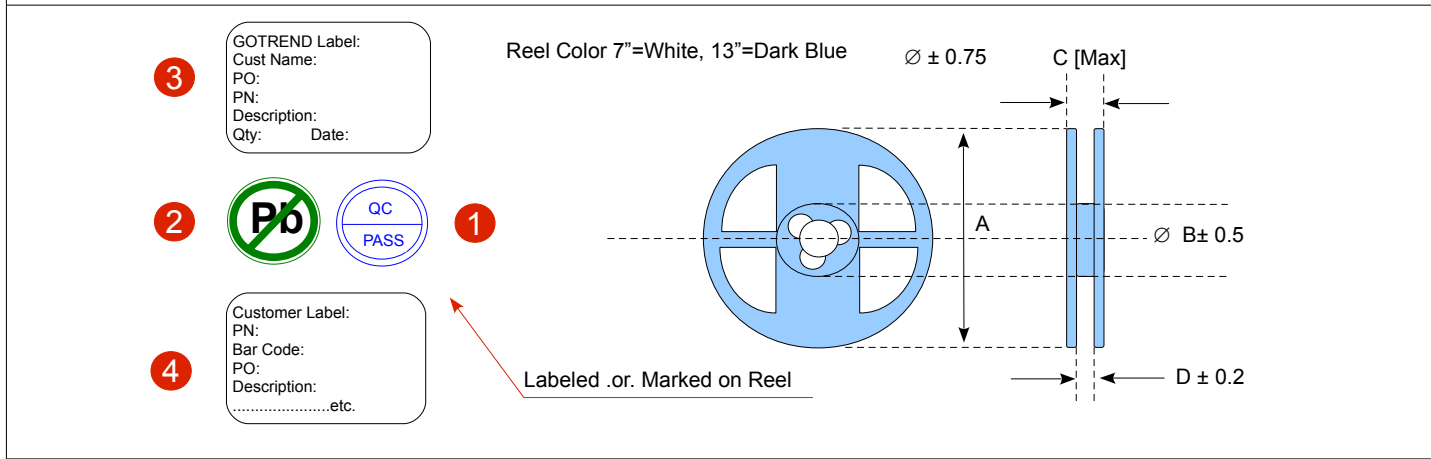
SN	Test Item	Test Condition	Specification	Sample Qty/pcs	Result
1	Dimension 本體尺寸	Actual Size ...	Meet Spec	10	Pass
2	Thermal Shock (Temperature Cycle) 溫度衝擊試驗	Temperature: -40 °C / +165 °C kept stabilized for 30 minutes each Cycle: 20 Cycles (power off)	Elec. no variation Appearance no deformation	10	Pass
3	Humidity Resistance 耐濕試驗	Humidity: 90%~ 95% RH Temperature: 40±2 °C Test Time: 120±2 Hours	Elec. no variation Appearance no deformation	10	Pass
4	High Temperature 耐熱試驗	Temperature: 165±2 °C Humidity: 20% Testing Time: 120±2 Hours	Elec. no variation Appearance no deformation	10	Pass
5	Low Temperature 耐寒試驗	Temperature: -40 ± 2 °C Time: 120±2 Hours	Elec. no variation Appearance	10	Pass
6	Temperature and Humidity Cycle 溫濕度衝擊試驗	Temperature: 165±2 °C Humidity RH 90~95% Time: 24Hr x 8 Days	Elec. no variation Appearance no deformation	10	Pass
7	Vibration 振動試驗	Frequency: 10Hz~55Hz Amplitude: 1.5mm Direction: X,Y,Z Time: 2 Hours each	Elec. no variation Appearance no deformation	10	Pass
8	Solderability 吃錫試驗	Dip pads in Flux and test by Solder Pot (96.5 Sn/3.5Ag Solder) @ Temperature 255 ± 5 °C / 5 ± 1 Sec Soldering Area must be cover > 90%	Elec. no variation Appearance no deformation	10	Pass
9	IR Reflow Soldering 迴焊爐回流試驗	Go through real SMT IR-Reflow.... Temperature Tolerance : (± 5 °C): IR temperature curve according to GTX-IR-FILE001 Cycles: x 2	Elec. no variation Appearance no deformation	10	Pass
10	Iron Solder Heat Resistance 手焊耐熱試驗	Solder Temp.: 350 ± 5 °C Flux: Rosin Dip time: 5±1 seconds	Elec. no variation Appearance no deformation	10	Pass
11	Bending Strength 折彎力試驗	Unit: mm  Force: 1Kg/ min	Elec. no variation Appearance no deformation	10	Pass
12	Flexure Strength 彎曲試驗	Unit: mm  Solder cream 0.15mm	Elec. no variation Appearance no deformation	10	Pass
13	Terminal Strength 推/拉力試驗	 Mount on PCB Solder Cream 0.15mm Push 10N force to X,Y direction	Must no crack and damage	10	Pass
14	High-Voltage 高壓電氣試驗	100 V DC between core & winding	Elec. no variation Appearance no deformation	10	Pass
15	ORT:on going reliability test 負載電氣試驗	Base on Spec for approval	Elec. no variation Appearance no deformation	10	Pass

	Product Series Code:	GSDRH4	Brand:	GOTREND
	File Version:	GSDRH4-127P-220M-V1R0	Editor:	Teddy
	Established Date:	2015.10.27	Description:	Dual Winding,Shielded Inductor / Transformer
	Latest Edit Date:	2015.10.27	Pages:	5 / 5

Package :



Size / mm	W	P	Ao	Bo	Ko	T	F
GSDRK4-127	24	16	12.6	12.6	8.2	0.40	11.5



Size / mm	A	B	C	D	Reel Size	Qty / Reel
GSDRK4-127	330	100	28.9	24.5	13"	500

