

	Product Series Code:	GSDRH4	Brand:	GOTREND
	File Version:	GSDRH4-74P-SERIES-V1R0	Editor:	Teddy
	Established Date:	2014/09/19	Description:	Dual Winding Shielding Inductor
	Latest Edit Date:	2014/09/19	Pages:	1 / 5

Version Information:

SN	Date	Version Code	Modify Description	Editor
1	2014/09/19	1R0	Original build	Teddy

Custom-Made Design Specification:

GOTREND PN	Inductance @ 100KHz/0.3V (uH)	L-Tolerance M=20% N=30%	RDC (m ohm / Typ.)	RDC (m ohm / Max.)	Isat 1 @ L-Drop 10% (Amp / Max.)	Isat 2 @ L-Drop 35% (Amp / Max.)	Irms @ ΔT=40 °C (Amp / Max.)	Color Code Marking

★ Important Declaration 重要聲明:

Human Life Declaration: If any application in/on human life about device like Aircraft / Medical Equipment / Automobile ...etc, the approval must be passed by your unique and detail test or evaluation result. GOTREND Tech. only responsible for our items cost and possible rework charge !
 客戶端生命相關之產品應用,如醫療,航太,車用...等直接人命相關之設備,必須根據客戶特別且仔細之測試驗證,確保研發及量產的產品最終品質,高創科技將僅對不良零件本身之價值及相關直接重工的費用負責!

謝謝您的採用,任何問題,請發電郵反映,或來電工程部洽詢!
 Thanks for your patronage,if any question,PLS feel free Email contact or call for service !
<http://www.gotrend.com.tw> E.mail: service@gotrend.com.tw

	Product Series Code:	GSDRH4	Brand:	GOTREND
	File Version:	GSDRH4-74P-SERIES-V1R0	Editor:	Teddy
	Established Date:	2014/09/19	Description:	Dual Winding Shielding Inductor
	Latest Edit Date:	2014/09/19	Pages:	2 / 5

*** Features & Application:**

- * Fit for power line & signal line circuit
- * To help you go pass the CE/FCC standard.
- * Good in EMI and fit for large current application
- * MB / NB / IPC / LCD Monitor / STB / Hub / Switch...etc.

*** Product Identify:**

Pin Foot	EMI	Color	Made In
SMD	Shield	Black	China / Taiwan

RoHS Compliant – SGS Test Report

Pb	Cd	Hg	Cr+6	PBB	PBDE
<1000ppm	ND	ND	ND	ND	ND

*** Part No. Example:**

PN	GSDRH4	-	74	P	-	430	M
ID	1	2	3	4	5		

1 GOTREND Series Code
 2 Dimension Code: 74 = (L) 7.4 x (W) 7.4 x (H) 4.5 mm
 3 RoHS Compliant
 4 Inductance : 430 = 43uH
 5 Tolerance : M = 20%

*** Dimensions: [mm]** *Base replaceable without notice!*

Front View Side View Bottom View Recommend Pad Layout

Size Code	A (Max)	B (Max)	C (Max)	D (Ref.)	E (+/-0.3)	F (+/-0.5)
74	7.80	7.80	4.5	4.1	2.7	1.1
	G (Ref.)	H (Ref.)	I (Ref.)	J (Ref.)		
	7.2	3.9	2.9	0.9		

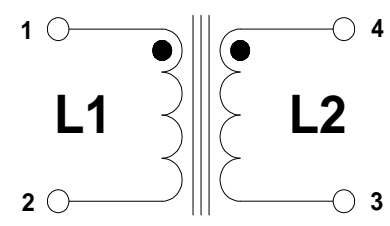
*** Operating & Storage Condition:**

- 1.Storage Condition -40 ~ +125 ° C (range is application specific)
- 2.Storage Life Time 6 Months @ 20 ° C / RH 65% (no seal off)
- 3.Operating Condition -40 ~ +125 ° C (range is application specific)

*** Schematic:**

Attention & Caution:

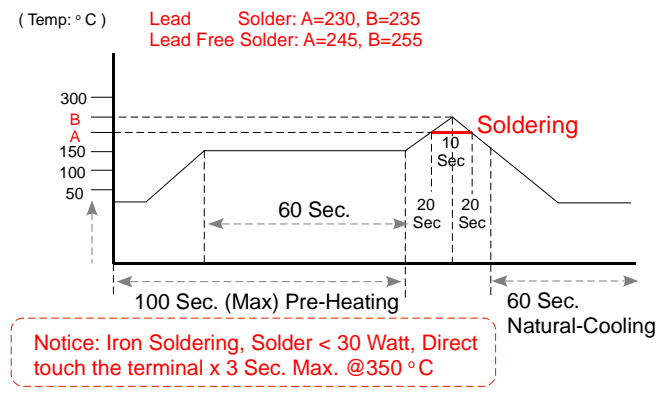
- * Keep out of splashing water or salt water
- * Toxic Gas (Hydrogen sulfide, Sulfurous acid, Chlorine, Ammonia)
- * Vibrations or shocks which exceed the specified condition
- * Dew condense
- * Please be careful for the stress to this product by board flexure or something after the mounting.



*** Test Condition:**

Equipment	1.L – WK3260 LCR Meter 2.RDC – Twintex TM8089A 3.IDC – WK3260+3265B DC-Bias 4.Dimension - Mitutoyo 5.Temperature – TECPEL 305A
Ambient	Temperature 20 ± 5 ° C Humidity RH 65 ± 20%
	If there may be any doubt on the test result, Measurement shall be made within the following limits:
Ambient	Temperature 25 ± 5 ° C Humidity RH 75 ± 10%


*** Recommend IR Reflow Curve: GTX-IR-FILE001**



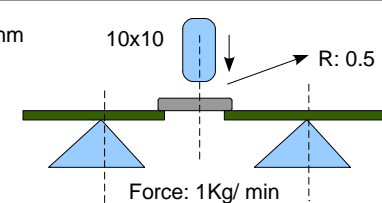
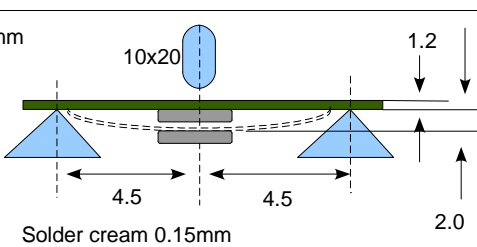
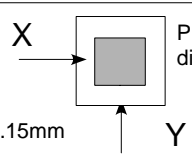
	Product Series Code:	GSDRH4	Brand:	GOTREND
	File Version:	GSDRH4-74P-SERIES-V1R0	Editor:	Teddy
	Established Date:	2014/09/19	Description:	Dual Winding Shielding Inductor
	Latest Edit Date:	2014/09/19	Pages:	3 / 5

GOTREND PN	Inductance (uH)		DCR (m Ohm)		IDC (A)	
	(1 - 2)	(4 - 3)	(1 - 2)	(4 - 3)	(1 - 2)	(4 - 3)
GSDRH4-74P-100M	10 +/- 20%	10 +/- 20%	93.0 max.	93.0 max.	2.0 max.	2.0 max.
GSDRH4-74P-200M	20 +/- 20%	20 +/- 20%	200.0 max.	200.0 max.	2.0 max.	2.0 max.
GSDRH4-74P-430M	43 +/- 20%	43 +/- 20%	400.0 max.	400.0 max.	0.4 max.	0.4 max.

- Inductance Test Parameters : @ 100KHz / 0.25V
- IDC Base on L drop 30% max. & Temp. rise up 40 deg.C max.
- Turns Ratio (1 - 2) : (4 - 3) = 1 : 1

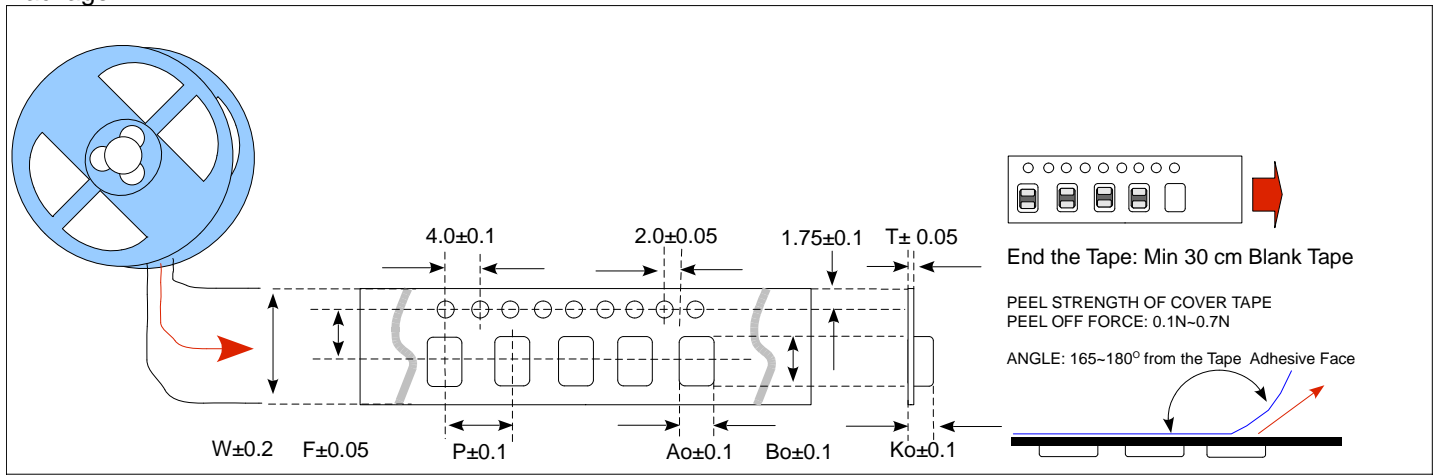
	Product Series Code:	GSDRH4	Brand:	GOTREND
	File Version:	GSDRH4-74P-SERIES-V1R0	Editor:	Teddy
	Established Date:	2014/09/19	Description:	Dual Winding Shielding Inductor
	Latest Edit Date:	2014/09/19	Pages:	4 / 5

Reliability:

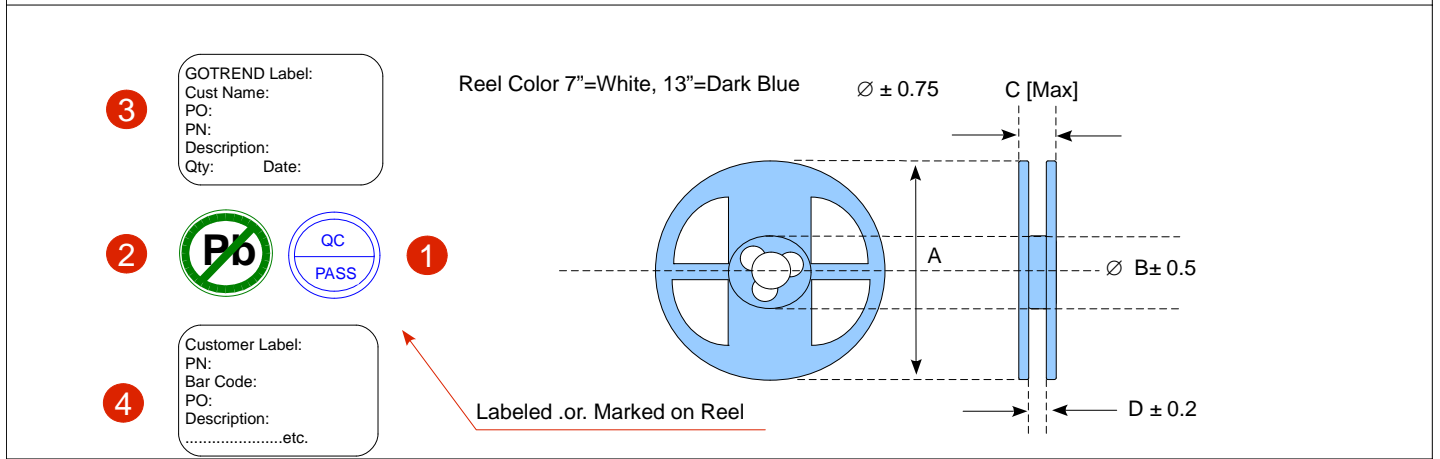
SN	Test Item	Test Condition	Specification	Result
1	Dimension 本體相關尺寸	Actual Size ...	Meet Spec	Pass
2	Thermal Shock (Temperature Cycle) 溫度循環試驗	Temperature:-40 °C / +165 ° C kept stabilized for 30 minutes each Cycle: 20 Cycles (power off)	Elec. no variation Appearance no deformation	Pass
3	Humidity Resistance 耐濕試驗	Humidity: 90%~ 95% RH Temperature: 40±2 ° C Test Time: 120±2 Hours	Elec. no variation Appearance no deformation	Pass
4	High Temperature 耐熱試驗	Temperature: 165±2 ° C Humidity: 20% Testing Time: 120±2 Hours	Elec. no variation Appearance no deformation	Pass
5	Low Temperature 耐寒試驗	Temperature: -40 ± 2 ° C Time: 120±2 Hours	Elec. no variation Appearance	Pass
6	Temperature and Humidity Cycle 溫/濕度循環試驗	Temperature: 165±2 ° C Humidity RH 90~95% Time: 24Hr x 8 Days	Elec. no variation Appearance no deformation	Pass
7	Vibration 振動性試驗	Frequency: 10Hz~55Hz Amplitude: 1.5mm Direction: X,Y,Z Time: 2 Hours each	Elec. no variation Appearance no deformation	Pass
8	Solderability 吃錫性試驗	Dip pads in Flux and test by Solder Pot (96.5 Sn/3.5Ag Solder) @ Temperature 255 ± 5 ° C / 5 ± 1 Sec Soldering Area must be cover > 90%	Elec. no variation Appearance no deformation	Pass
9	IR Reflow Soldering 迴焊爐焊性試驗	Go through real SMT IR-Reflow.... Temperature Tolerance : (± 5 ° C): IR temperature curve according to GTX-IR-FILE001 Cycles: x 2	Elec. no variation Appearance no deformation	Pass
10	Iron Solder Heat Resistance 手焊槍耐熱試驗	Solder Temp.: 350 ± 5 ° C Flux: Rosin Dip time: 5±1 seconds	Elec. no variation Appearance no deformation	Pass
11	Bending Strength 折斷力試驗	Unit: mm 	Elec. no variation Appearance no deformation	Pass
12	Flexure Strength 彎曲試驗	Unit: mm 	Elec. no variation Appearance no deformation	Pass
13	Terminal Strength 推/拉力試驗	 Mount on PCB Solder Cream 0.15mm	Must no crack and damage	Pass
14	High-Voltage 高壓電擊試驗	100 V DC between core & winding	Elec. no variation Appearance no deformation	Pass
15	ORT:on going reliability test 負載電氣試驗	Base on Spec for approval	Elec. no variation Appearance no deformation	Pass

	Product Series Code:	GSDRH4	Brand:	GOTREND
	File Version:	GSDRH4-74P-SERIES-V1R0	Editor:	Teddy
	Established Date:	2014/09/19	Description:	Dual Winding Shielding Inductor
	Latest Edit Date:	2014/09/19	Pages:	5 / 5

Package :



Size / mm	W	P	Ao	Bo	Ko	T	F
GSDRH4-74	16	12	7.7	7.7	4.75	0.35	7.5



Size / mm	A	B	C	D	Reel Size	Qty / Reel
GSDRH4-74	330	105	21	17	13"	1000

Unit: [cm]

5 Inner Small Box in Outer Large Box

1 Reel in Inner Small Box

